


Role of Scientometrics in Research Assessment



U.PORTO

José Ferreira Gomes
Faculdade de Ciências
Universidade do Porto (Portugal)
<http://www.fc.up.pt/pessoas/jfgomes>

Porto, 08 Mai 2012

Saudi Universities Offer Cash In Exchange for Academic Prestige

Two Saudi institutions are aggressively acquiring the affiliations of overseas scientists with an eye to gaining visibility in research journals



Inviting. King Saud University has boosted rankings by overseas links.

As a result, in 2010, KSU broke into the 300-to-400 bracket of universities in the Shanghai rankings; the September 2011 Shanghai rankings placed it in the 200-to-300 bracket.

King Abdulaziz University

CONTRACT OF PART-TIME EMPLOYMENT

[KING ABDULAZIZ UNIVERSITY]

Employee Details

NAME:

ADDRESS:

PHONE:

DATE:

The basic terms and conditions of employment are set out in the attached copy of the King Abdulaziz University Employee Handbook and the King Abdulaziz University Employee Handbook.

1. Duration

1.1 The term of the contract shall be for a period of 12 months commencing from the date of signing of this contract.

1.2 Your contract shall be renewed for a further period of 12 months unless you or the Employer give notice of termination in writing to the other party at least 30 days before the expiry of the contract.

1.3 Your contract shall be terminated if you are found to be in breach of the King Abdulaziz University Employee Handbook or if you are found to be in breach of the King Abdulaziz University Code of Conduct.

2. Work

2.1 You shall be employed as a part-time employee on a full-time basis.

2.2 You shall be employed on a full-time basis during the whole contract period.

King Abdulaziz University

6.2

You are required to amend your ISI highly cited contact and affiliation details at highlycited.com web site to include your employment with King Abdulaziz University at dates and times required by your Employer.

6.3

The address of King Abdulaziz University should be included in your contact details at the ISIhighlycited.com to improve the King Abdulaziz University world visibility.

6.4

You are required to inform the Employer if you ISI highly cited status is changed or modified.

6.5

You agree that you shall, whenever requested by the Employer and in any event on the termination of your employment, promptly return to the Employer all property belonging to the Employer in your possession, custody or control. You acknowledge and agree that, on termination of your employment, you shall not be entitled to retain and shall not retain any property.

6.6

The Employer foresees that, during the course of your employment, you may create, originate, conceive, discover, design, develop and/or make works in or relating to which there may be intellectual property rights. All intellectual property rights in or relating to all or any works made during the course of your employment for work sponsored by King Abdulaziz University shall be the absolute property of both the Employer and Employee. If you publish any paper, article, book or section of a book based on such works you shall indicate the Employer as the joint or sole affiliating institution.

6.7

During the whole Contract period, the Employee shall do his best to publish six to ten papers in the ISI journal.

7. Remuneration



The *Times Higher Education* World University Rankings were developed in concert with our rankings data provider, Thomson Reuters, with expert input from more than 50 leading figures in the sector from 15 countries across every continent. We believe we have created the gold standard in international university performance comparisons.

Our rankings of the top universities across the globe employ 13 separate performance indicators designed to capture the full range of university activities, from teaching to research to knowledge transfer. These 13 elements are brought together into five headline categories, which are:

Teaching — the learning environment (worth 30 per cent of the overall ranking score)

Research — volume, income and reputation (worth 30 per cent)

Citations — research influence (worth 30 per cent)

Industry income — innovation (worth 2.5 per cent)

International outlook — staff, students and research (worth 7.5 per cent).

001 - 200	201 - 225	226 - 250	251 - 275	276 - 300	301 - 350	351 - 400
WORLD RANK*	INSTITUTION	COUNTRY / REGION	OVERALL SCORE	change criteria		
1	California Institute of Technology	United States	94.8			
2	Harvard University	United States	93.9			
2	Stanford University	United States	93.9			
4	University of Oxford	United Kingdom	93.6			
5	Princeton University	United States	92.9			
6	University of Cambridge	United Kingdom	92.4			
7	Massachusetts Institute of Technology	United States	92.3			
8	Imperial College London	United Kingdom	90.7			
9	University of Chicago	United States	90.2			
10	University of California Berkeley	United States	89.8			
11	Yale University	United States	89.1			
12	Columbia University	United States	87.5			
13	University of California Los Angeles	United States	87.3			
14	Johns Hopkins University	United States	85.8			
15	ETH Zürich - Swiss Federal Institute of Technology Zürich	Switzerland	85			
16	University of Pennsylvania	United States	84.9			
17	University College London	United Kingdom	83.2			
18	University of Michigan	United States	82.8			
19	University of Toronto	Canada	81.6			
20	Cornell University	United States	80.5			
21	Carnegie Mellon University	United States	78.4			
22	University of British Columbia	Canada	77.4			
22	Duke University	United States	77.4			
24	Georgia Institute of Technology	United States	77			
25	University of Washington	United States	76.5			



The *Times Higher Education* World University Rankings were developed in concert with our rankings data provider, Thomson Reuters, with expert input from more than 50 leading figures in the sector from 15 countries across every continent. We believe we have created the gold standard in international university performance comparisons.

Our rankings of the top universities across the globe employ 13 separate performance indicators designed to capture the full range of university activities, from teaching to research to knowledge transfer. These 13 elements are brought together into five headline categories, which are:

Teaching — the learning environment (worth 30 per cent of the overall ranking score)

Research — volume, income and reputation (worth 30 per cent)

Citations — research influence (worth 30 per cent)

Industry income — innovation (worth 2.5 per cent)

International outlook — staff, students and research (worth 7.5 per cent).

001 - 200	201 - 225	226 - 250	251 - 275	276 - 300	301 - 350	351 - 400
WORLD RANK*	INSTITUTION	COUNTRY / REGION	OVERALL SCORE	change criteria		
1	California Institute of Technology	United States	94.8			
2	Harvard University	United States	93.9			
2	Stanford University	United States	93.9			
4	University of Oxford	United Kingdom	93.6			
5	Princeton University	United States	92.9			
6	University of Cambridge	United Kingdom	92.4			
7	Massachusetts Institute of Technology	United States	92.3			
8	Imperial College London	United Kingdom	90.7			
9	University of Chicago	United States	90.2			
10	University of California Berkeley	United States	89.8			
11	Yale University	United States	89.1			
12	Columbia University	United States	87.5			
13	University of California Los Angeles	United States	87.3			
14	Johns Hopkins University	United States	85.8			
15	ETH Zürich - Swiss Federal Institute of Technology Zürich	Switzerland	85			
16	University of Pennsylvania	United States	84.9			
17	University College London	United Kingdom	83.2			
18	University of Michigan	United States	82.8			
19	University of Toronto	Canada	81.6			
20	Cornell University	United States	80.5			
21	Carnegie Mellon University	United States	78.4			
22	University of British Columbia	Canada	77.4			
22	Duke University	United States	77.4			
24	Georgia Institute of Technology	United States	77			
25	University of Washington	United States	76.5			

Academic Reputation Index

The Academic Reputation Index is the centrepiece of the QS World University Rankings® carrying a weighting of 40%. It is an approach to international university evaluation that QS pioneered in 2004 and is the component that attracts the greatest interest and scrutiny. In concert with the Employer Reputation Index it is the aspect which sets this ranking most clearly apart from any other.

The Survey

The survey has evolved since 2004 but largely follows the same general principles. Respondents are not asked to comment on the sciences if their expertise is in the arts. Respondents are not asked to comment on Europe if their knowledge is centred on Asia. The survey asks each respondent to specify their knowledge at the outset and then adapts based on their responses, the interactive list from which respondents are invited to select features only entries from their own region.



Search

World Top 500 Universities

- | | |
|----------------------|-----------------------|
| 1 Harvard U. | 6 Caltech |
| 2 Stanford U. | 7 Princeton U. |
| 3 MIT | 8 Columbia U. |
| 4 UC Berkeley | 9 U.Chicago |
| 5 U.Cambridge | 10 U.Oxford |

[More](#)



Shanghai Jiao Tong University

World Top 100 Universities in

[SCI](#) [ENG](#) [LIFE](#) [MED](#) [SOC](#)

- | | |
|-----------------------|----------------------|
| 1 Harvard U. | 6 Stanford U. |
| 2 UC Berkeley | 7 MIT |
| 3 Princeton U. | 8 ETH Zurich |
| 4 Caltech | 9 U.Oxford |
| 5 U.Cambridge | 10 Tokyo U. |

[More](#)

World Top 100 Universities in

[Mathematics](#) [Physics](#) [Chemistry](#) [Computer](#) [Economics](#)

- | | |
|----------------------|--------------------------|
| 1 Harvard U. | 6 Caltech |
| 2 UC Berkeley | 7 Kyoto U. |
| 3 Stanford U. | 8 MIT |
| 4 U.Cambridge | 9 Northwestern U. |
| 5 ETH Zurich | 10 U.Oxford |

News

GRUP Survey – 2012 Is Open Now

The Global Research University Profiles (GRUP) project was conducted by the Center for World-Class Universities (CWCU) of Shanghai Jiao Tong University since 2011.

WCU-4 Press Release

Customized comparison among GRUP univ.

Based on the data gathered through GRUP 2011 survey, 21 indicators are available for making rankings in terms of indicators and weights of your choice.

Position universities indicator by indicator

Data from international databases, GRUP survey and statistical agencies in different countries were combined so that the global positions of a university in various indicators could be observed.

SCIMAGO INSTITUTIONS RANKINGS


WR	RR	CR	Organization	Sector	Country	Region	Output	IC(%)	Q1(%)	NI	Spe	Exc	
1	1	1	Chinese Academy of Sciences	GO	CHN	AS	144,269	21.5	40.5	◆	0.9	0.6	11.3
2	1	1	Centre National de la Recherche Scientifique	GO	FRA	WE	130,977	49.0	61.9	▲	1.4	0.5	18.7
3	1	1	Russian Academy of Sciences	GO	RUS	EE	88,907	35.0	24.2	◆	0.5	0.7	5.9
4	1	1	Harvard University	HE	USA	NA	69,995	34.4	79.0	●	2.4	0.5	35.7
5	2	1	Max Planck Gesellschaft	GO	DEU	WE	49,987	65.0	72.2	●	1.8	0.7	29.3
6	2	1	University of Tokyo	HE	JPN	AS	48,947	26.3	56.7	▲	1.2	0.5	17.9
7	2	2	National Institutes of Health United States	HL	USA	NA	46,819	35.3	84.3	●	2.3	0.7	40.1
8	3	1	University of Toronto	HE	CAN	NA	45,771	41.1	65.7	●	1.8	0.4	24.3
9	3	1	Consejo Superior de Investigaciones Cientificas	GO	ESP	WE	42,087	49.4	68.8	▲	1.4	0.6	21.9
10	4	3	Johns Hopkins University	HE	USA	NA	41,399	29.8	74.5	●	2.1	0.6	30.1
11	3	2	Tsinghua University	HE	CHN	AS	41,197	18.6	26.8	◆	0.8	0.7	6.6
12	5	4	University of Michigan, Ann Arbor	HE	USA	NA	41,059	25.3	70.3	●	2.0	0.4	25.6
13	1	1	Universidade de Sao Paulo	HE	BRA	LA	40,196	24.8	39.4	◆	0.8	0.5	9.9
14	4	3	Zhejiang University	HE	CHN	AS	40,140	15.7	28.6	◆	0.7	0.6	7.4
15	6	5	University of Washington	HE	USA	NA	39,428	26.2	71.7	●	2.1	0.4	28.6
16	7	6	Partners HealthCare System	HL	USA	NA	38,096	28.5	80.7	●	2.6	0.7	36.5
17	8	7	University of California, Los Angeles	HE	USA	NA	37,994	29.3	70.7	●	2.1	0.4	28.9
18	4	1	Consiglio Nazionale delle Ricerche	GO	ITA	WE	37,928	42.5	63.8	▲	1.3	0.6	17.7
19	9	8	Stanford University	HE	USA	NA	37,885	29.5	69.8	●	2.3	0.4	29.1
20	10	9	Veterans Affairs Medical Centers	HL	USA	NA	36,902	16.3	77.8	●	2.0	0.7	30.6
21	5	2	Assistance Publique Hopitaux de Paris	HL	FRA	WE	36,013	24.6	49.6	▲	1.6	0.8	21.1
22	5	2	Kyoto University	HE	JPN	AS	34,813	24.0	57.6	▲	1.2	0.5	17.9
23	6	4	Shanghai Jiao Tong University	HE	CHN	AS	34,484	14.5	28.2	◆	0.7	0.7	6.5
24	11	10	University of Pennsylvania	HE	USA	NA	34,177	23.6	73.7	●	2.0	0.5	29.4
25	12	11	Columbia University	HE	USA	NA	33,902	29.0	72.7	●	2.1	0.5	27.9
26	6	1	University College London	HE	GBR	WE	33,610	46.4	72.0	●	1.9	0.5	28.0
27	7	2	University of Cambridge	HE	GBR	WE	32,900	49.8	69.4	●	1.9	0.5	26.7
28	8	3	University of Oxford	HE	GBR	WE	32,354	51.6	71.8	●	2.0	0.5	27.5
29	13	12	University of California, Berkeley	HE	USA	NA	31,943	37.4	67.9	●	2.1	0.5	26.6
30	14	13	University of Wisconsin, Madison	HE	USA	NA	31,789	26.3	68.1	●	1.8	0.4	24.2
31	15	14	University of California, San Diego	HE	USA	NA	31,165	32.6	73.4	●	2.1	0.5	29.3
32	16	15	University of Minnesota, Twin Cities	HE	USA	NA	30,883	25.6	69.0	●	1.8	0.4	24.1
33	7	3	Osaka University	HE	JPN	AS	30,670	21.7	52.0	▲	1.1	0.6	16.4
34	17	16	University of Pittsburgh	HE	USA	NA	30,184	23.7	72.0	●	1.9	0.5	27.8
35	18	17	University of Florida	HE	USA	NA	30,106	26.6	61.5	▲	1.5	0.4	19.1
36	9	4	Imperial College London	HE	GBR	WE	29,851	51.4	68.0	●	1.9	0.5	26.3
37	19	18	United States Department of Agriculture	GO	USA	NA	29,796	23.9	60.9	▲	1.3	0.8	18.5
38	20	2	The University of British Columbia	HE	CAN	NA	29,569	43.7	63.2	▲	1.7	0.4	21.7
39	8	4	Tohoku University	HE	JPN	AS	29,480	24.9	53.5	▲	1.1	0.6	13.8
40	21	19	Massachusetts Institute of Technology	HE	USA	NA	29,172	34.6	64.3	●	2.4	0.6	26.9



profesorado



reconocimiento



actividad científica



innovación



competitividad



capacidad formativa

Home

Indicadores de actividad científica

Producción / Productividad

[Publicaciones del Sistema Universitario](#)

[Publicaciones por universidad](#)

[Publicaciones por profesor](#)

Colaboración

[Índice de coautoría](#)

[Grado de colaboración institucional](#)

[Publicaciones en colaboración nacional](#)

[Publicaciones en colaboración internacional](#)

Impacto de la investigación

[Citas por universidad](#)

[Citas por profesor](#)

[Documentos no citados](#)

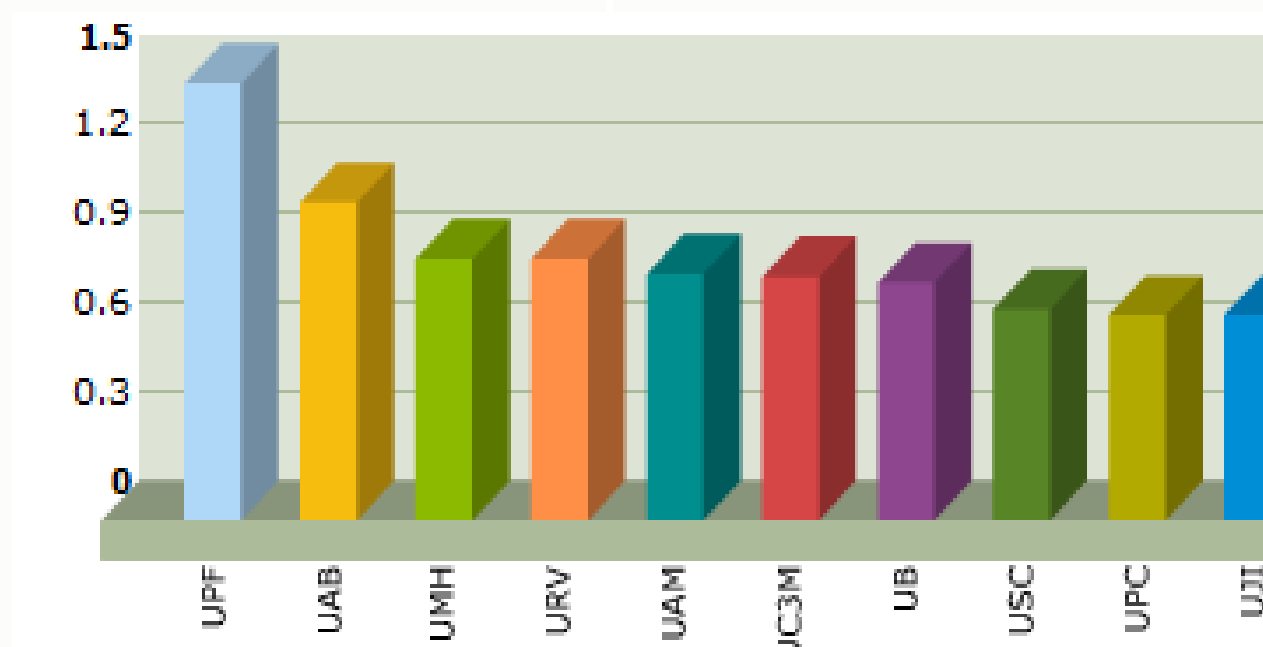
Visibilidad

[Publicaciones en 1er cuartil](#)

[TOP 3 de publicaciones de universidades](#)

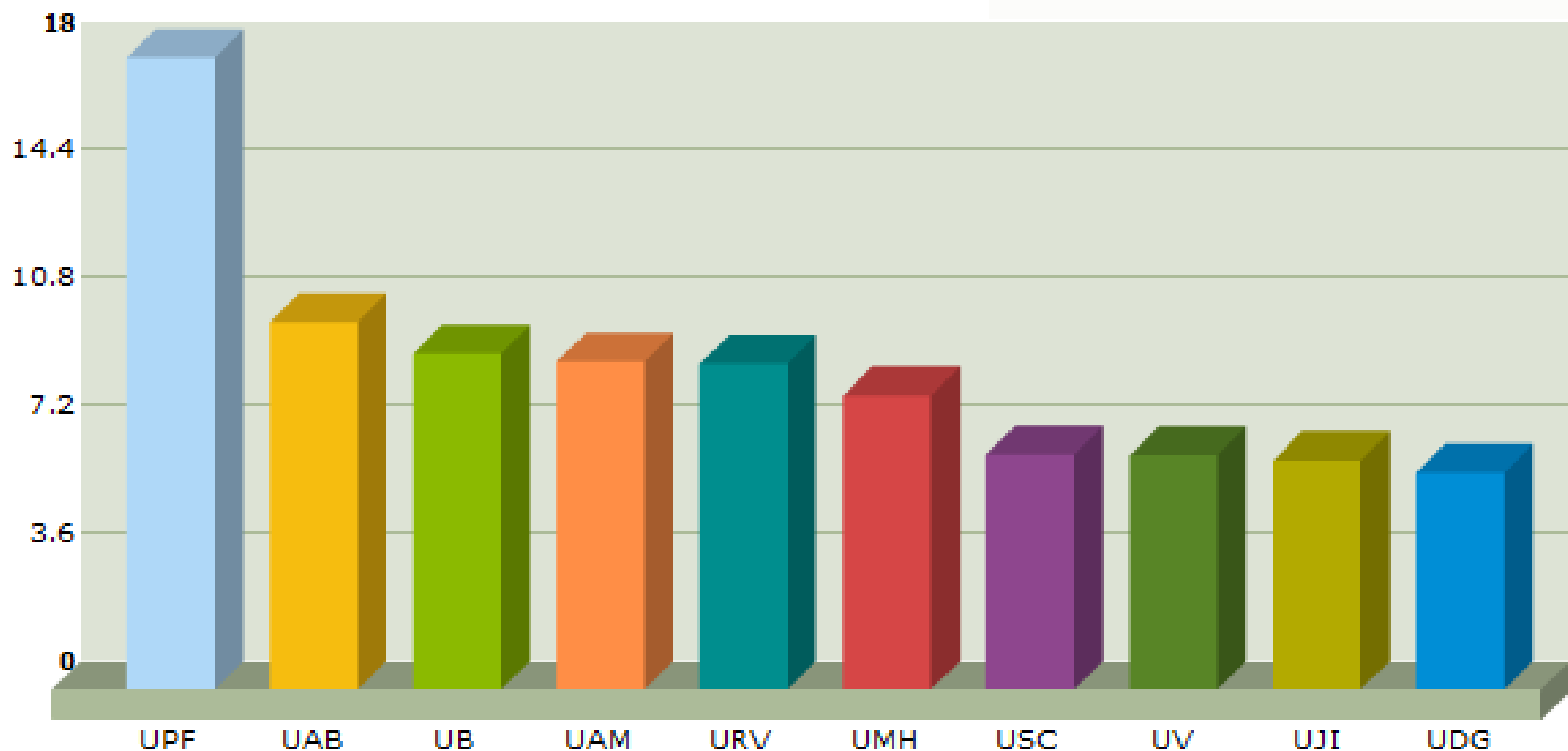
Producción Científica Anual de las Universidades por profesor

Universidades Públicas



Citas por profesor

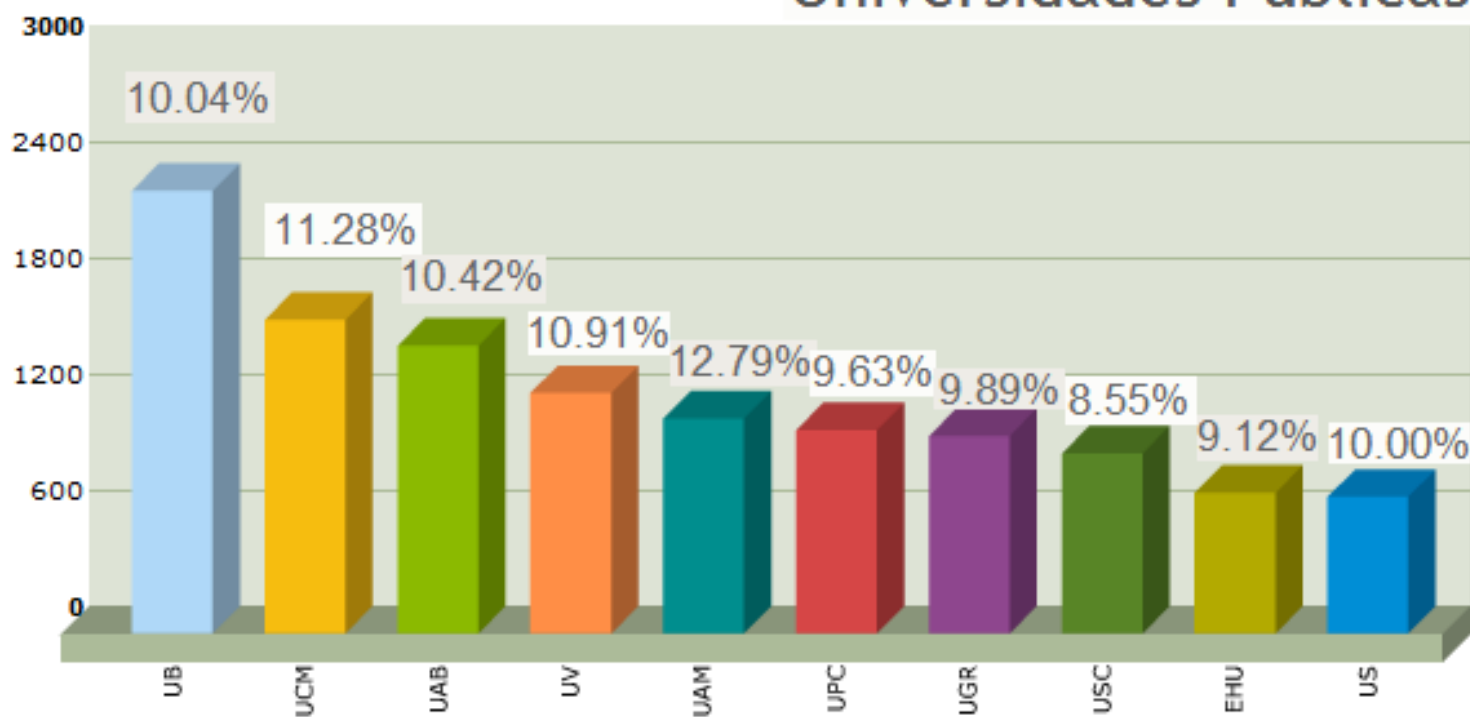
Universidades Públicas



Porcentaje de publicaciones en las 3 primeras revistas de cada una de las áreas científicas

Valores absolutos y porcentajes

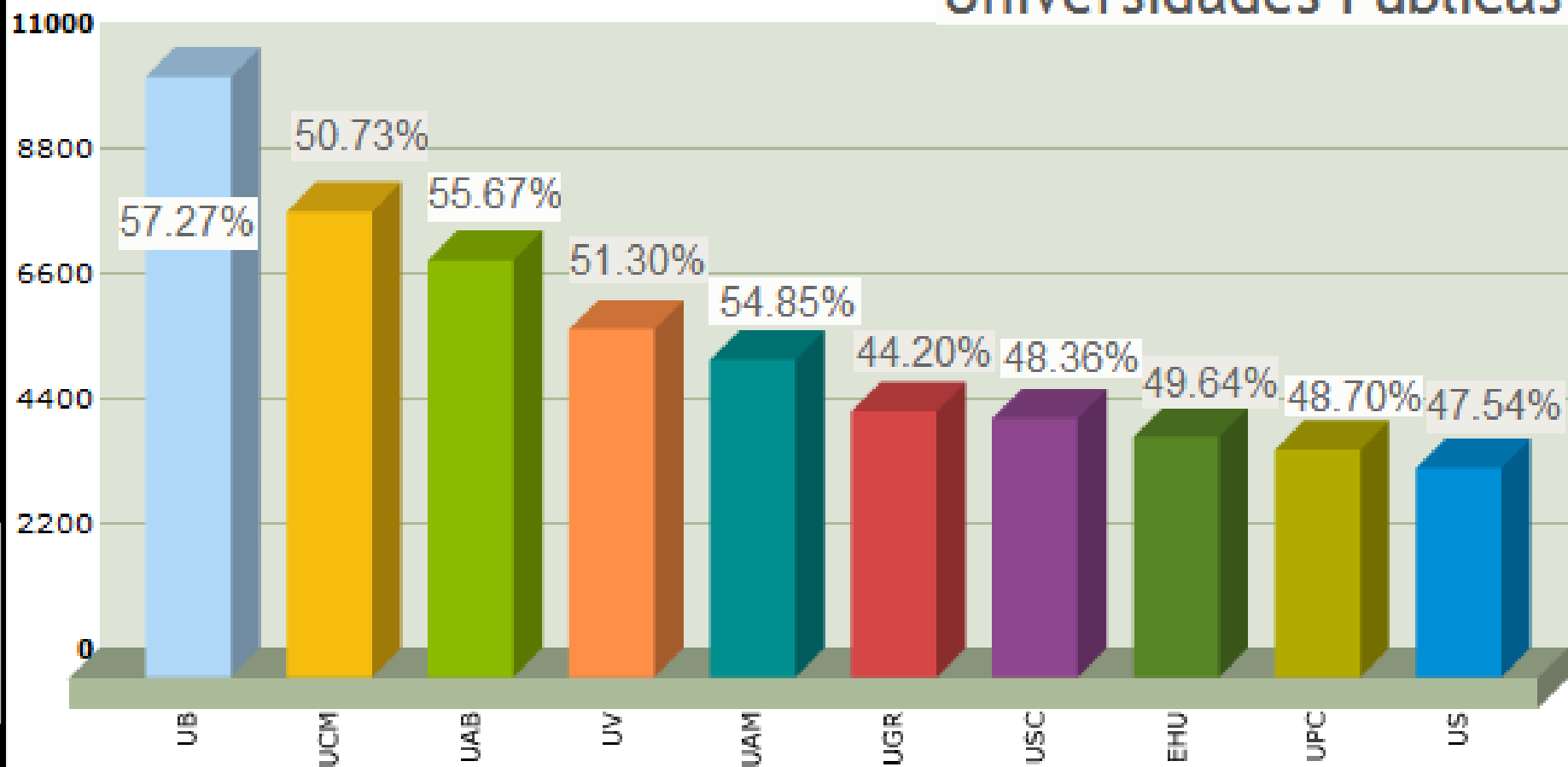
Universidades Públicas



publicaciones en revistas del 1er cuartil

Valores absolutos y porcentajes

Universidades Públicas



[Home](#)[About
HEFCE](#)[What we do](#)[Publications
& reports](#)[Data &
statistics](#)[News &
events](#)[Contact us](#)[Home](#) > [News & events](#) > [News archive](#) > 2012[News archive](#)

2012

HEFCE allocates £5.3 billion to universities and colleges in England for 2012-13

29 March 2012

HEFCE will allocate £5.3 billion to 129 universities and higher education colleges and 186 directly funded further education colleges for the academic year 2012-13 (note 1).

This funding is allocated across the following key areas and activities:

- > £3.2 billion for teaching
- > £1.6 billion for research (note 2)
- > £150 million for knowledge exchange (note 3)
- > £265 million in capital grants
- > £125 million in special funding.

Recurrent grants and student number controls for 2012-13

Annex B Tables

Purpose

The tables in this annex give the initial grant allocations and student number control limits for 2012-13.

Figures in £s

Table 1 Recurrent grant for academic year 2012-13

Institution	Teaching funds							Research funds	Third stream	Total recurrent grant 2012-13	
	Funding for old-regime students (mainstream)	Funding for old-regime students (co-funding)	High cost funding for new-regime students	Widening participation	Teaching enhancement and student success	Other targeted allocations	Other recurrent teaching grants	Total teaching funding	Total research funding		Higher Education Innovation Funding
Higher education institutions											
Anglia Ruskin University	15,447,043	819,393	1,113,733	1,665,233	3,516,719	1,336,584	213,487	24,112,192	1,033,840	1,729,596	26,875,628
Aston University	13,326,110	758,550	1,027,719	544,104	723,992	928,111	2,995	17,311,581	5,892,509	1,690,228	24,894,318
University of Bath	21,316,313	5,595	1,384,455	415,478	544,423	1,982,990	46,222	25,695,476	17,267,155	2,376,103	45,338,734
Bath Spa University	9,858,892	11,073	103,810	450,634	1,302,058	370,194	2,583	12,099,244	536,914	0	12,636,158
University of Bedfordshire	17,779,810	9,469	463,171	925,327	3,376,820	788,965	0	23,343,562	1,051,532	484,056	24,879,150
Birkbeck College	8,762,223	0	330,530	536,475	1,914,903	3,963,327	721	15,508,179	10,161,833	640,793	26,310,805
University of Birmingham	49,708,276	17,940	2,492,633	873,197	917,230	3,114,678	1,287,358	58,411,312	42,402,143	2,850,000	103,663,455
Birmingham City University	21,259,344	68,452	924,309	1,499,107	2,897,258	1,185,694	46,727	27,880,891	1,595,718	1,293,503	30,770,112
University College Birmingham	5,377,384	48,339	195,756	826,727	1,288,836	290,286	0	8,027,328	0	0	8,027,328
Bishop Grosseteste University College, Lincoln	2,210,354	0	0	143,348	413,146	793	0	2,767,641	15,203	0	2,782,844
University of Bolton	6,410,503	0	329,849	974,808	1,705,274	890,409	50,120	10,360,963	689,403	305,807	11,356,173
The Arts University College at Bournemouth	4,776,188	0	100,199	166,831	846,770	77,632	6,747	5,974,367	16,263	0	5,990,630
Bournemouth University	19,550,034	8,079	1,109,433	1,144,433	2,637,391	998,721	247,652	25,695,743	1,862,576	641,250	28,199,569
University of Bradford	15,997,310	469,457	1,613,763	1,372,160	1,984,980	751,635	66,561	22,255,866	6,043,966	1,083,699	29,383,531
University of Brighton	24,435,515	73,632	2,270,107	966,228	3,070,971	1,379,012	85,223	32,280,688	5,884,533	1,033,390	39,198,611
University of Bristol	42,802,746	0	4,307,154	402,248	390,898	2,539,290	1,310,405	51,752,741	48,659,512	2,850,000	103,262,253
Brunel University	19,072,785	0	1,244,827	563,559	1,293,652	1,917,272	18,326	24,110,421	11,332,078	1,124,470	36,566,969
Buckinghamshire New University	9,482,383	0	274,992	445,459	1,887,688	837,808	8,718	12,937,048	245,611	756,635	13,939,294
University of Cambridge	36,668,136	33,794	2,671,538	298,718	222,470	4,592,703	1,312,793	45,800,152	120,540,081	2,850,000	169,190,233
Institute of Cancer Research	228,036	0	186,668	10,000	1,432	18,700	209,714	654,550	16,668,048	703,125	18,025,273
Canterbury Christ Church University	11,533,635	181,460	163,872	1,453,380	2,466,823	990,480	24,114	16,813,764	941,117	878,377	18,633,258
University of Central Lancashire	35,542,993	25,386	2,132,123	2,438,484	4,919,654	2,163,538	160,934	47,383,112	3,208,255	2,261,717	52,853,084
Central School of Speech and Drama	1,410,015	0	0	47,427	141,650	2,271,160	0	3,870,252	322,756	0	4,193,008
University of Chester	13,892,727	589,852	471,594	956,437	1,821,260	976,736	151,060	18,859,666	574,924	437,277	19,871,867
University of Chichester	6,364,030	10,147	4,449	440,163	987,171	192,931	18,014	8,016,905	269,850	284,915	8,571,670
City University, London	11,042,451	0	770,021	232,722	730,130	2,102,229	0	14,877,553	9,743,374	1,674,567	26,295,494
Courtauld Institute of Art	299,924	0	3,322	13,097	4,162	458,913	0	779,418	1,138,516	0	1,917,934
Coventry University	23,132,832	34,525	1,512,512	3,160,907	4,275,446	1,620,803	65,665	33,802,690	1,843,030	2,850,000	38,495,720
Cranfield University	322,421	0	1,193,874	10,000	16,371	6,916,677	19,979	8,479,322	11,999,148	2,850,000	23,328,470
University for the Creative Arts	12,526,141	0	201,317	455,822	1,626,993	220,370	33,105	15,063,748	383,261	0	15,447,009
University of Cumbria	7,634,378	41,630	370,113	656,866	1,351,694	541,195	267,115	10,862,991	100,491	0	10,963,482
Conservatoire for Dance and Drama	2,002,924	0	0	62,686	298,899	5,552,661	0	7,917,170	0	375,000	8,292,170
De Montfort University	25,114,769	79,782	1,241,746	1,592,905	3,006,285	691,539	135,506	31,862,532	4,292,749	1,024,527	37,179,808
University of Derby	17,277,820	336,883	815,042	2,022,421	3,279,673	910,601	247,597	24,890,037	383,806	674,476	25,948,319
University of Durham	24,374,924	44,098	1,320,597	449,829	450,517	1,841,823	84,942	28,566,730	25,257,462	2,850,000	56,674,192
University of East Anglia	22,380,485	37,083	1,129,319	964,594	1,086,186	1,044,798	621,645	27,264,110	15,619,557	1,766,555	44,650,222
University of East London	23,805,300	602,398	1,042,302	1,015,322	4,117,669	1,207,084	76,741	31,866,816	2,073,421	608,391	34,548,628
Edge Hill University	11,888,236	215,577	209,118	2,011,177	2,488,510	5,113,383	3,868	17,327,869	253,024	0	17,580,893
Institute of Education	575,829	0	0	34,304	109,727	2,655,972	0	3,375,832	7,854,108	1,021,022	12,250,962
University of Essex	15,356,742	392,061	491,140	1,222,198	2,023,754	722,300	0	20,208,195	9,107,070	741,947	30,056,312
University of Exeter	28,320,092	14,951	1,568,842	488,137	570,725	1,541,818	321,565	32,826,130	19,272,530	2,685,023	54,784,583
University College Falmouth	7,780,770	0	0	235,288	861,168	1,677,427	8,638	10,563,291	427,444	283,436	11,274,171
University of Gloucestershire	10,565,973	156,105	55,524	466,162	1,500,298	468,036	302,895	13,514,993	682,990	335,239	14,533,222
Goldsmiths' College	7,424,723	0	0	196,037	772,385	1,955,207	10,387	10,358,739	8,151,035	331,151	18,840,925
University of Greenwich	29,653,232	55,225	1,621,626	1,602,741	4,982,282	2,895,896	61,718	40,872,720	2,638,859	1,729,901	45,241,480

Recurrent grants and student number controls for 2012-13

Annex B Tables

Purpose

The tables in this annex give the initial grant allocations and student number control limits for 2012-13.

Figures in £s

Table 1 Recurrent grant for academic year 2012-13

Institution	Teaching funds							Research funds	Third stream	Total recurrent grant 2012-13	
	Funding for old-regime students (mainstream)	Funding for old-regime students (co-funding)	High cost funding for new-regime students	Widening participation	Teaching enhancement and student success	Other targeted allocations	Other recurrent teaching grants	Total teaching funding	Total research funding		Higher Education Innovation Funding
Higher education institutions											
Anglia Ruskin University	15,447,043	819,393	1,113,733	1,665,233	3,516,719	1,336,584	213,487	24,112,192	1,033,840	1,729,596	26,875,628
Aston University	13,326,110	758,550	1,027,719	544,104	723,992	928,111	2,995	17,311,581	5,892,509	1,690,228	24,894,318
University of Bath	21,316,313	5,595	1,384,455	415,478	544,423	1,982,990	46,222	25,695,476	17,267,155	2,376,103	45,338,734
Bath Spa University	9,858,892	11,073	103,810	450,634	1,302,058	370,194	2,583	12,099,244	536,914	0	12,636,158
University of Bedfordshire	17,779,810	9,469	463,171	925,327	3,376,820	788,965	0	23,343,562	1,051,532	484,056	24,879,150
Birkbeck College	8,762,223	0	330,530	536,475	1,914,903	3,963,327	721	15,508,179	10,161,833	640,793	26,310,805
University of Birmingham	49,708,276	17,940	2,492,633	873,197	917,230	3,114,678	1,287,358	58,411,312	42,402,143	2,850,000	103,663,455
Birmingham City University	21,259,344	68,452	924,309	1,499,107	2,897,258	1,185,694	46,727	27,880,891	1,595,718	1,293,503	30,770,112
University College Birmingham	5,377,384	48,339	195,756	826,727	1,288,836	290,286	0	8,027,328	0	0	8,027,328
Bishop Grosseteste University College, Lincoln	2,210,354	0	0	143,348	413,146	793	0	2,767,641	15,203	0	2,782,844
University of Bolton	6,410,503	0	329,849	974,808	1,705,274	890,409	50,120	10,360,963	689,403	305,807	11,356,173
The Arts University College at Bournemouth	4,776,188	0	100,199	166,831	846,770	77,632	6,747	5,974,367	16,263	0	5,990,630
Bournemouth University	19,550,034	8,079	1,109,433	1,144,433	2,637,391	998,721	247,652	25,695,743	1,862,576	641,250	28,199,569
University of Bradford	15,997,310	469,457	1,613,763	1,372,160	1,984,980	751,635	66,561	22,255,866	6,043,966	1,083,699	29,383,531
University of Brighton	24,435,515	73,632	2,270,107	966,228	3,070,971	1,379,012	85,223	32,280,688	5,884,533	1,033,390	39,198,611
University of Bristol	42,802,746	0	4,307,154	402,248	390,898	2,539,290	1,310,405	51,752,741	48,659,512	2,850,000	103,262,253
Brunel University	19,072,785	0	1,244,627	503,559	1,293,652	1,917,272	16,320	24,110,421	11,332,076	1,124,470	36,566,969
Buckinghamshire New University	0,483,292	0	274,000	445,450	1,897,698	927,899	9,349	43,037,048	245,644	766,626	43,037,048
University of Cambridge	36,668,136	33,794	2,671,538	298,718	222,470	4,592,703	1,312,793	45,800,152	120,540,081	2,850,000	169,190,233
Institute of Cancer Research	228,036	0	186,668	10,000	1,432	18,700	209,714	654,550	16,668,048	703,125	18,025,723
Canterbury Christ Church University	11,533,635	181,460	163,872	1,453,380	2,466,823	990,480	24,114	16,813,764	941,117	878,377	18,633,258
University of Central Lancashire	35,542,993	25,386	2,132,123	2,438,484	4,919,654	2,163,538	160,934	47,383,112	3,208,255	2,261,717	52,853,084
Central School of Speech and Drama	1,410,015	0	0	47,427	141,650	2,271,160	0	3,870,252	322,756	0	4,193,008
University of Chester	13,892,727	589,852	471,594	956,437	1,821,260	976,736	151,060	18,859,666	574,924	437,277	19,871,867
University of Chichester	6,364,030	10,147	4,449	440,163	987,171	192,931	18,014	8,016,905	269,850	284,915	8,571,670
City University, London	11,042,451	0	770,021	232,722	730,130	2,102,229	0	14,877,553	9,743,374	1,674,567	26,295,494
Courtauld Institute of Art	299,924	0	3,322	13,097	4,162	458,913	0	779,418	1,138,516	0	1,917,934
Coventry University	23,132,832	34,525	1,512,512	3,160,907	4,275,446	1,620,803	65,665	33,802,690	1,843,030	2,850,000	38,495,720
Creanmore University	322,421	0	1,183,874	16,000	16,371	6,310,077	19,979	6,479,322	11,999,190	2,850,000	23,328,470
University for the Creative Arts	12,526,141	0	201,317	455,822	1,626,993	220,370	33,105	15,063,748	383,261	0	15,447,009
University of Cumbria	7,634,378	41,630	370,113	656,866	1,351,694	541,195	267,115	10,862,991	100,491	0	10,963,482
Conservatoire for Dance and Drama	2,002,924	0	0	62,686	298,899	5,552,661	0	7,917,170	0	375,000	8,292,170
De Montfort University	25,114,769	79,782	1,241,746	1,592,905	3,006,285	691,539	135,506	31,862,532	4,292,749	1,024,527	37,179,808
University of Derby	17,277,820	336,883	815,042	2,022,421	3,279,673	910,601	247,597	24,890,037	383,806	674,476	25,948,319
University of Durham	24,374,924	44,098	1,320,597	449,829	450,517	1,841,823	84,942	28,566,730	25,257,462	2,850,000	56,674,192
University of East Anglia	22,380,485	37,083	1,129,319	964,594	1,086,186	1,044,798	621,645	27,264,110	15,619,557	1,766,555	44,650,222
University of East London	23,805,300	602,398	1,042,302	1,015,322	4,117,669	1,207,084	76,741	31,866,816	2,073,421	608,391	34,548,628
Edge Hill University	11,888,236	215,577	209,118	2,011,177	2,488,510	5,111,383	3,868	17,327,869	253,024	0	17,580,893
Institute of Education	575,829	0	0	34,304	109,727	2,655,972	0	3,375,832	7,854,108	1,021,022	12,250,962
University of Essex	15,356,742	392,061	491,140	1,222,198	2,023,754	722,300	0	20,208,190	9,107,070	741,047	30,056,312
University of Exeter	28,320,092	14,951	1,568,842	488,137	570,725	1,541,818	321,565	32,826,135	19,272,530	2,685,923	54,784,583
University College Falmouth	7,780,770	0	0	235,288	861,168	1,677,427	8,638	10,563,291	427,444	283,436	11,274,171
University of Gloucestershire	10,565,973	156,105	55,524	466,162	1,500,298	468,036	302,895	13,514,993	682,990	335,239	14,533,222
Goldsmiths' College	7,424,723	0	0	196,037	772,385	1,955,207	10,387	10,358,739	8,151,035	331,151	18,840,925
University of Greenwich	29,653,232	55,225	1,621,626	1,602,741	4,982,282	2,895,896	61,718	40,872,720	2,638,859	1,729,901	45,241,480

Background

Initial proposals to reform research assessment and funding	In 2006, the Government announced its intention to reform the framework for assessing and funding research. Following a consultation by the Government, in March 2007 HEFCE set out its initial plans for the development of a new system.
First consultation on the REF	In November 2007, HEFCE issued an initial consultation on the REF. This was informed by initial studies on the potential use of bibliometric indicators in the REF. In May 2008 HEFCE announced the outcomes of the consultation, including plans to run a bibliometrics pilot exercise.
Bibliometrics pilot exercise	During 2008-09, HEFCE ran a pilot exercise to test the potential for using bibliometric indicators of research quality in the REF. The results of the pilot exercise informed the second consultation on the REF.
Second consultation on the REF	In November 2009, the UK funding bodies issued a second consultation on the REF, informed by the results of the bibliometrics pilot exercise. It included proposals to assess the impact of research. The outcomes of the consultation were published in March 2010, including initial decisions by the funding bodies on the design of the REF framework.
Impact pilot exercise	During 2010 the REF team ran a pilot exercise to test and develop the proposed approach to assessing impact in the REF. In March 2011 the funding bodies announced their decisions on the weighting and assessment of impact within the REF.

Interim report of the REF bibliometrics pilot exercise

Report by HEFCE

Key points

Expert Advisory Groups' discussions

4. The REF Expert Advisory Groups reviewed the outcomes from the pilot, and advised us on the robustness of the data and potential use in the REF. There was a strong consensus that bibliometrics are not sufficiently mature to be used formulaically or to replace expert review, but there is considerable scope for citation indicators to inform expert review in the REF.

5. There was widespread agreement that the most appropriate approach is to focus on citation indicators for selected papers by the staff in each submission, rather than attempt to capture all papers.

6. There are a number of ways in which bibliometrics can be used to inform expert review to enhance the reliability of the process and in some cases reduce assessment panel workloads; the particular ways in which the data are used could vary between panels.

Initial decisions on the Research Excellence Framework:

1. In the light of responses to the consultation (HEFCE 2009/38), the UK funding bodies have taken the following initial decisions about the REF.
2. For the purposes of the REF, research will be defined as ‘a process of investigation leading to new insights effectively shared’.

General features

3. The assessment outcomes will be a product of expert review, informed by indicators where appropriate.
4. The assessment will be undertaken by an expert sub-panel to be established for each of 30 to 40 Units of Assessment (UOAs), working under the guidance of four broad Main Panels. Each sub-panel will assess work within its discipline or area of research, with the Main Panels ensuring common procedures and consistent application of the overall assessment standards.
5. For each submission, three distinct elements will be assessed: output quality, impact and environment. Output quality will be the dominant element, with a significant weighting for each of impact and environment.

March 2011

2. Following the conclusion of the impact pilot exercise, the four UK funding bodies have decided that:

- a. In the REF there will be an explicit element to assess the 'impact' arising from excellent research, alongside the 'outputs' and 'environment' elements.
- b. The assessment of impact will be based on expert review of case studies submitted by higher education institutions. Case studies may include any social, economic or cultural impact or benefit beyond academia that has taken place during the assessment period, and was underpinned by excellent research produced by the submitting institution within a given timeframe. Submissions will also include information about how the unit has supported and enabled impact during the assessment period.

- c. A weighting of 25 per cent for impact would give due recognition to the economic and social benefits of excellent research. However, given that the impact assessment in the 2014 REF will still be developmental, the weighting of impact in the first exercise will be reduced to 20 per cent, with the intention of increasing this in subsequent exercises.
- d. The assessment of research outputs will account for 65 per cent, and environment will account for 15 per cent, of the overall assessment outcomes in the 2014 REF. These weightings will apply to all units of assessment.

Está usted en: [Portada](#) [Ministerio](#) [Organigrama](#) [Ministro](#) [Relacionados administrativamente](#)

Ministerio

[Ministro](#)

[Organigrama](#)

Ministro

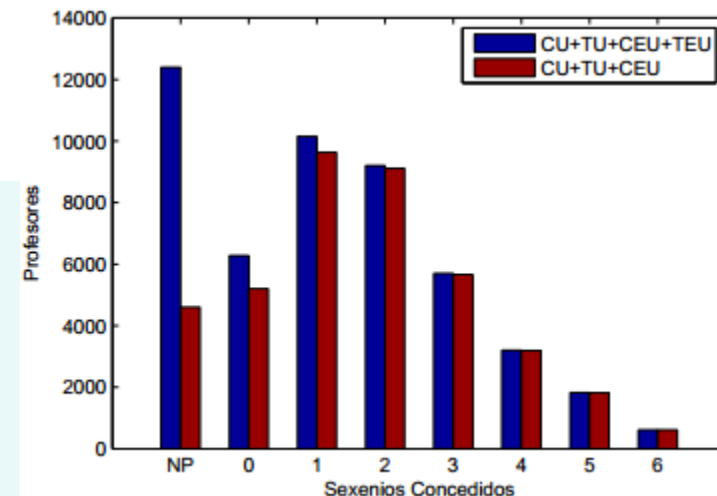
- Gabinete
- Órganos superiores y directivos
- Organismos adscritos
- Órganos colegiados de asesoramiento y/o participación
- **Relacionados administrativamente**
 - » Conferencia Sectorial de Educación
 - » Consejo Superior de Enseñanzas Artísticas
 - » Instituto de España y las Reales Academias y Academias
 - » Universidad Nacional de Educación a Distancia (UNED)

[Volver](#)

Comisión Nacional Evaluadora de la Actividad Investigadora (CNEAI)

La **Comisión Nacional Evaluadora de la Actividad Investigadora (CNEAI)** realiza la evaluación de la actividad investigadora de los profesores universitarios y del personal de las escalas científicas del CSIC, con el objeto de que les sea reconocido un complemento de productividad (sexenio). La evaluación se lleva a cabo anualmente y, para obtener el complemento de productividad, los investigadores han de someter a evaluación los trabajos científicos realizados durante un periodo no inferior a seis años. Para la realización de las evaluaciones, la CNEAI cuenta con **Comités Asesores**, formados por expertos que efectúan el estudio técnico de los expedientes. La CNEAI puede nombrar también a otros expertos para actuar en áreas específicas o para otros cometidos.

- ▶ **Información general**
- ▶ **Miembros**
- ▶ **convocatoria-sexenios**
- ▶ **Comités asesores**
- ▶ **Criterios de evaluación**
- ▶ **Folleto informativo**
- ▶ **Memorias, informes y trabajos**
- ▶ **Legislación**



Número de profesores (total) que no han solicitado ninguna evaluación (NP) y que han obtenido seis, cinco, cuatro, tres, dos, uno o ningún sexenio

Está usted en: [Portada](#) [Ministerio](#) [Organigrama](#) [Ministro](#) [Relacionados administrativamente](#)

Ministerio

[Ministro](#)

[Organigrama](#)

Ministro

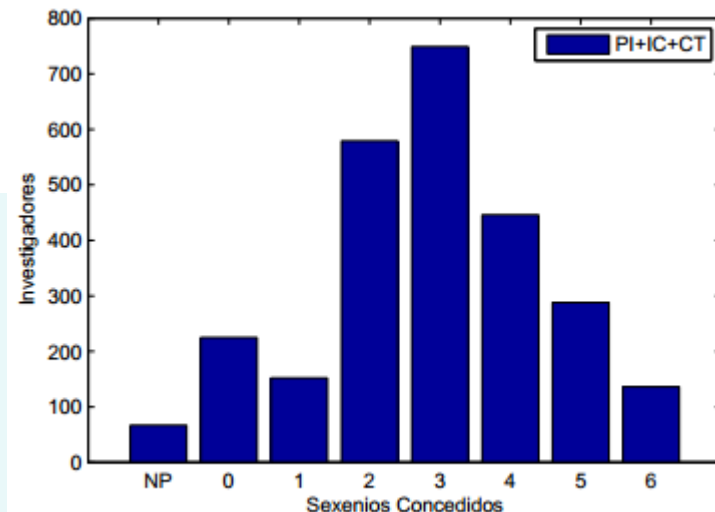
- Gabinete
- Órganos superiores y directivos
- Organismos adscritos
- Órganos colegiados de asesoramiento y/o participación
- **Relacionados administrativamente**
 - » Conferencia Sectorial de Educación
 - » Consejo Superior de Enseñanzas Artísticas
 - » Instituto de España y las Reales Academias y Academias
 - » Universidad Nacional de Educación a Distancia (UNED)

[Volver](#)

Comisión Nacional Evaluadora de la Actividad Investigadora (CNEAI)

La **Comisión Nacional Evaluadora de la Actividad Investigadora (CNEAI)** realiza la evaluación de la actividad investigadora de los profesores universitarios y del personal de las escalas científicas del CSIC, con el objeto de que les sea reconocido un complemento de productividad (sexenio). La evaluación se lleva a cabo anualmente y, para obtener el complemento de productividad, los investigadores han de someter a evaluación los trabajos científicos realizados durante un periodo no inferior a seis años. Para la realización de las evaluaciones, la CNEAI cuenta con **Comités Asesores**, formados por expertos que efectúan el estudio técnico de los expedientes. La CNEAI puede nombrar también a otros expertos para actuar en áreas específicas o para otros cometidos.

- ▶ [Información general](#)
- ▶ [Miembros](#)
- ▶ [convocatoria-sexenios](#)
- ▶ [Comités asesores](#)
- ▶ [Criterios de evaluación](#)
- ▶ [Folleto informativo](#)
- ▶ [Memorias, informes y trabajos](#)
- ▶ [Legislación](#)



Número de investigadores que no han solicitado ninguna evaluación (NP) y que han obtenido seis, cinco, cuatro, tres, dos, uno o ningún sexenio.

Ministerio

➤ [Ministro](#)

➤ **Organigrama**

▶ **Ministro**


- Gabinete
- Órganos superiores y directivos
- Organismos adscritos
- Órganos colegiados de asesoramiento y/o participación
- **Relacionados administrativamente**
 - » Conferencia Sectorial de Educación
 - » Consejo Superior de Enseñanzas Artísticas
 - » Instituto de España y las Reales Academias y Academias
 - » Universidad Nacional de Educación a Distancia (UNED)
 - » Fundación Colegio de España-Ciudad Internacional Universitaria de París
 - » **Comisión Nacional Evaluadora de la Actividad Investigadora (CNEAI)**
 - » Agencia Nacional de Evaluación de la Calidad y Acreditación (ANECA)

⏪ Volver

Criterios de evaluación

Criterios de Evaluación

Una vez creada la CNEAI, el procedimiento de evaluación se ha ido regulando mediante sucesivas disposiciones legales, siempre partiendo de los mismos supuestos; a través de ellas se puede observar una progresiva definición.

Resolución de 23 de noviembre de 2011 , de la Presidencia de la Comisión Nacional Evaluadora de la Actividad Investigadora, por la que se establecen los criterios específicos en cada uno de los campos de evaluación.

- ▶ **0. Transferencia de Conocimiento e Innovación** 
- ▶ **1. Matemáticas y Física** 
- ▶ **2. Química** 
- ▶ **3. Biología Celular y Molecular** 
- ▶ **4. Ciencias Biomédicas** 
- ▶ **5. Ciencias de la Naturaleza** 
- ▶ **6. Ingenierías y Arquitectura** 
- ▶ **7. Ciencias Sociales, Políticas, del Comportamiento y de la Educación** 
- ▶ **8. Ciencias Económicas y Empresariales** 
- ▶ **9. Derecho y jurisprudencia** 
- ▶ **10. Historia y Expresión Artística** 
- ▶ **11. Filosofía, Filología y Lingüística** 

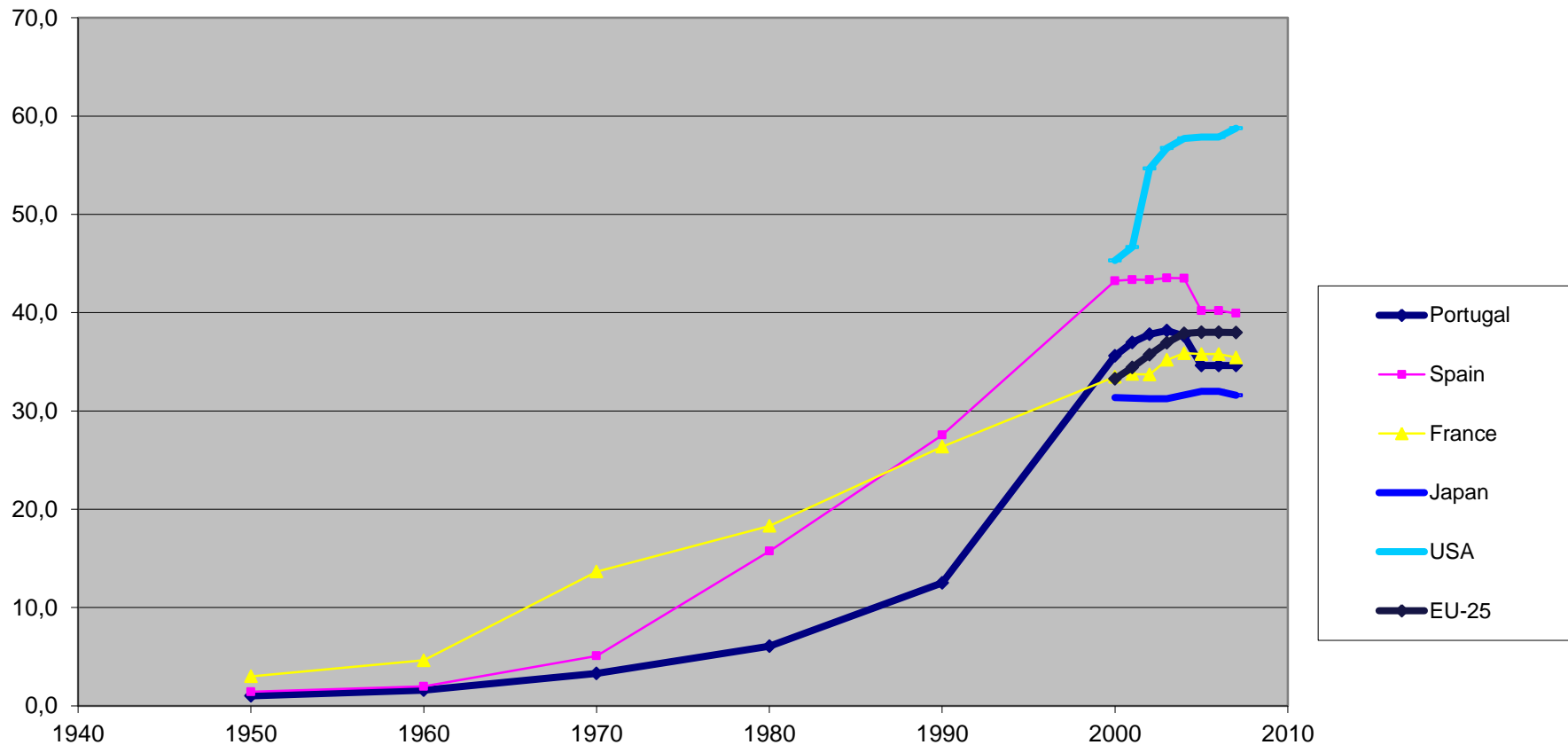
El Real Decreto 1086/1989, de 28 de agosto, introdujo en el régimen retributivo del profesorado universitario un nuevo concepto destinado a incentivar la actividad investigadora mediante evaluaciones anuales que quedaban encargadas a una comisión nacional evaluadora. Asimismo, la Resolución del Ministerio de Hacienda de 28 de diciembre de 1989 introdujo el mismo concepto para el personal investigador del Consejo Superior de Investigaciones Científicas (CSIC).

PORTUGAL

1. Late massification of Higher *Education*
2. Late arrival at the *research* community
1. Very late concern with knowledge *transfer*

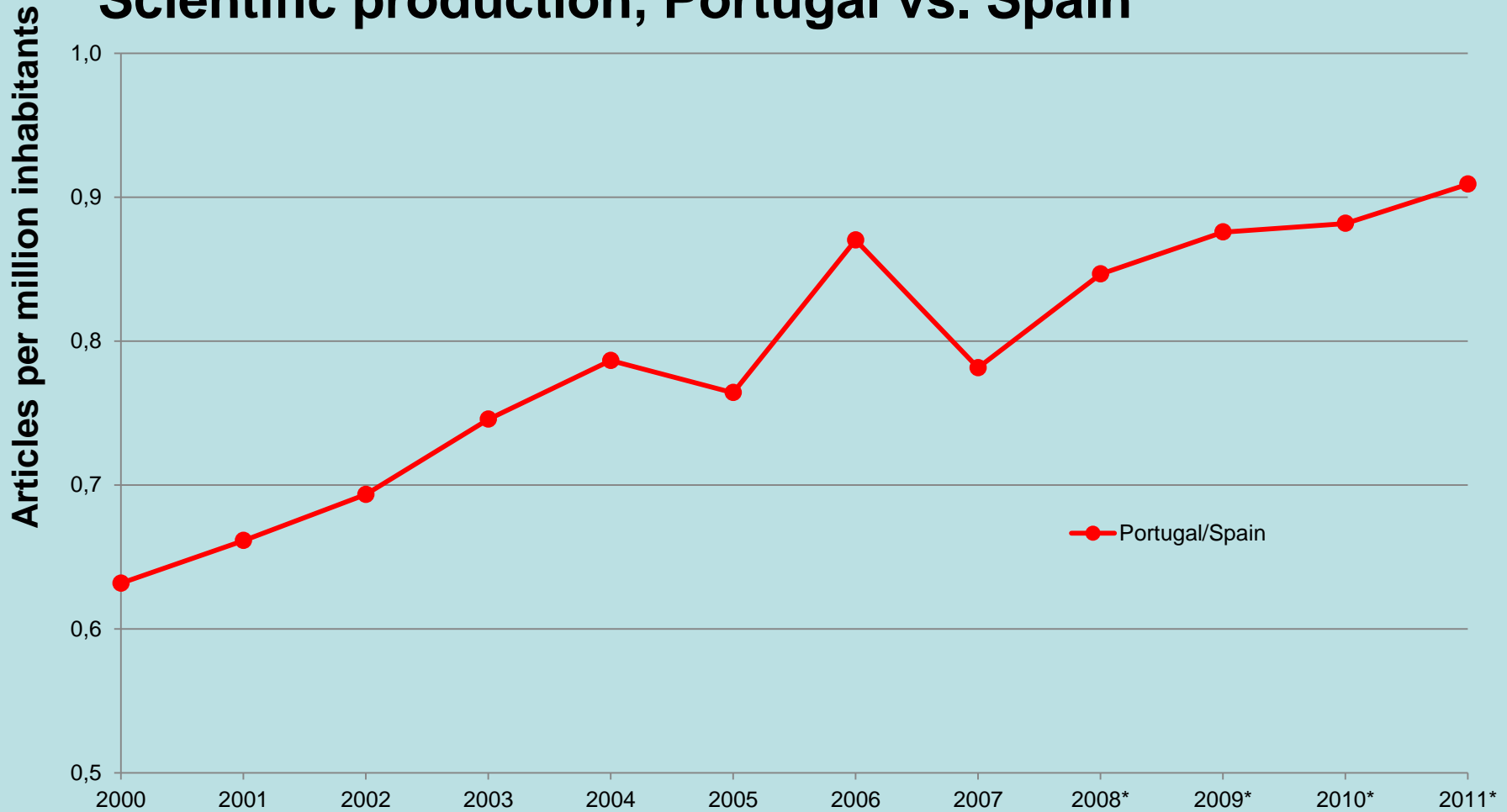
1. Late massification of Higher *Education*

Higher education enrollment, per 1000 hab.



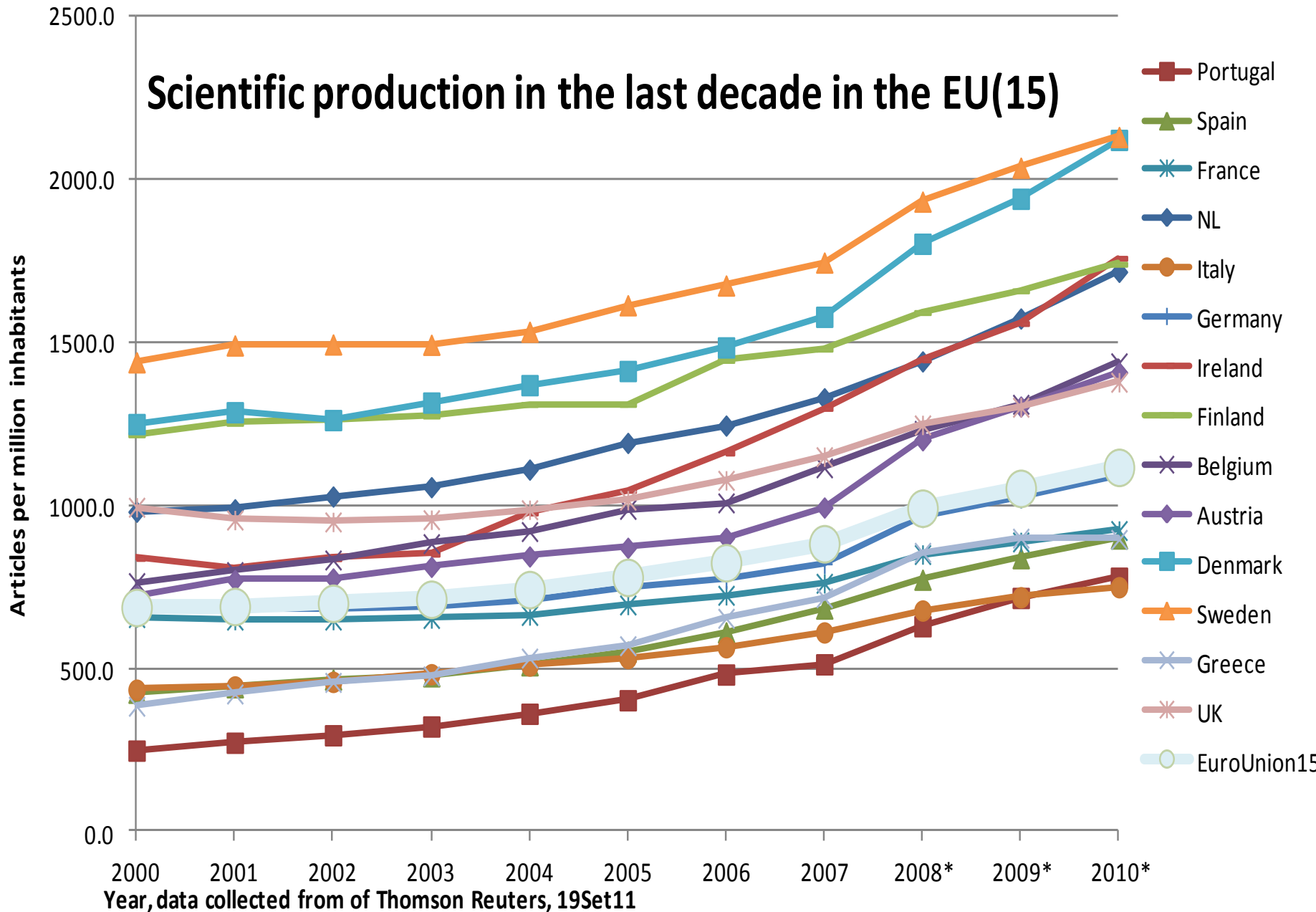
1. Late massification of Higher *Education*
2. Late arrival at the *research* community

Scientific production, Portugal vs. Spain

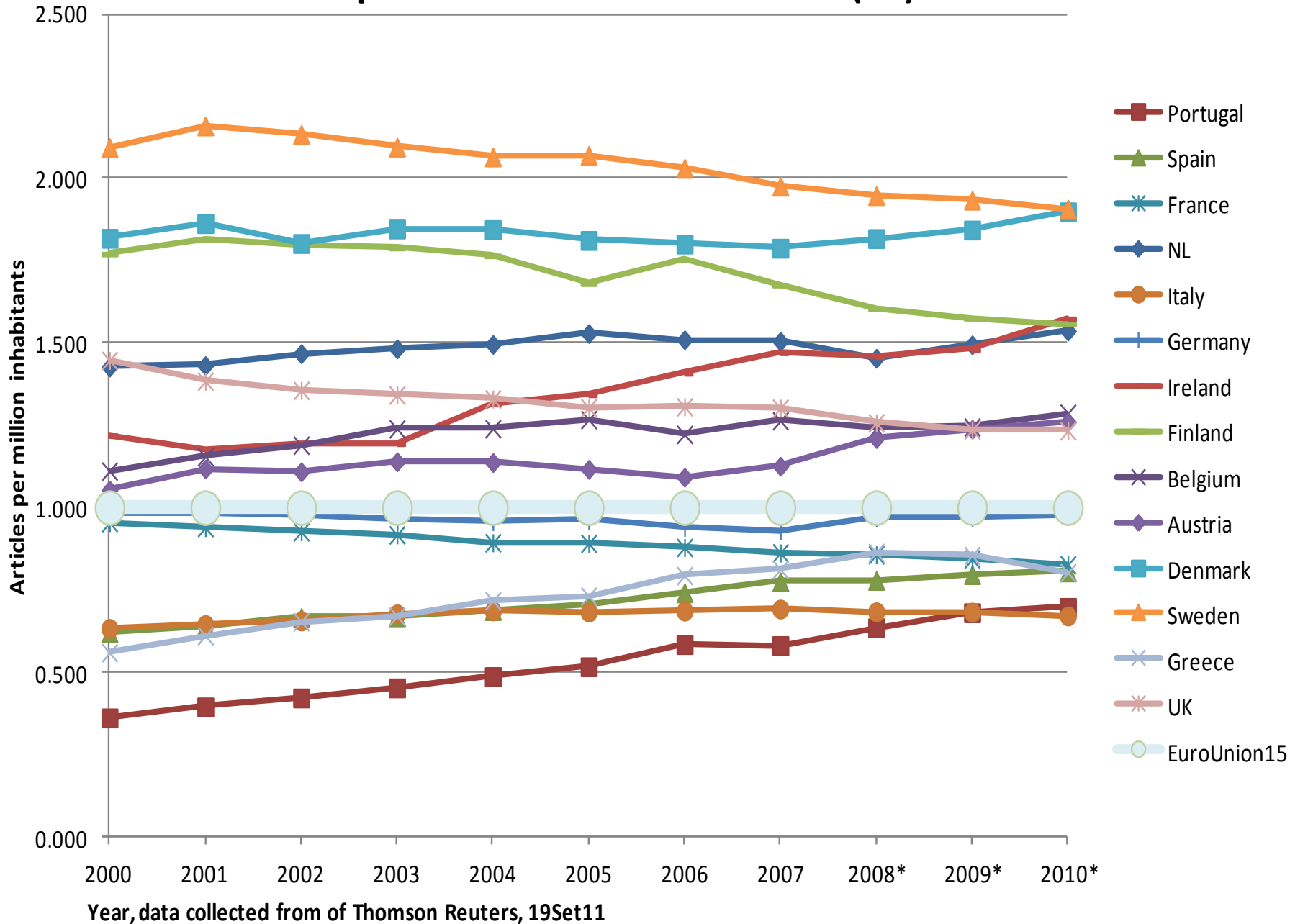


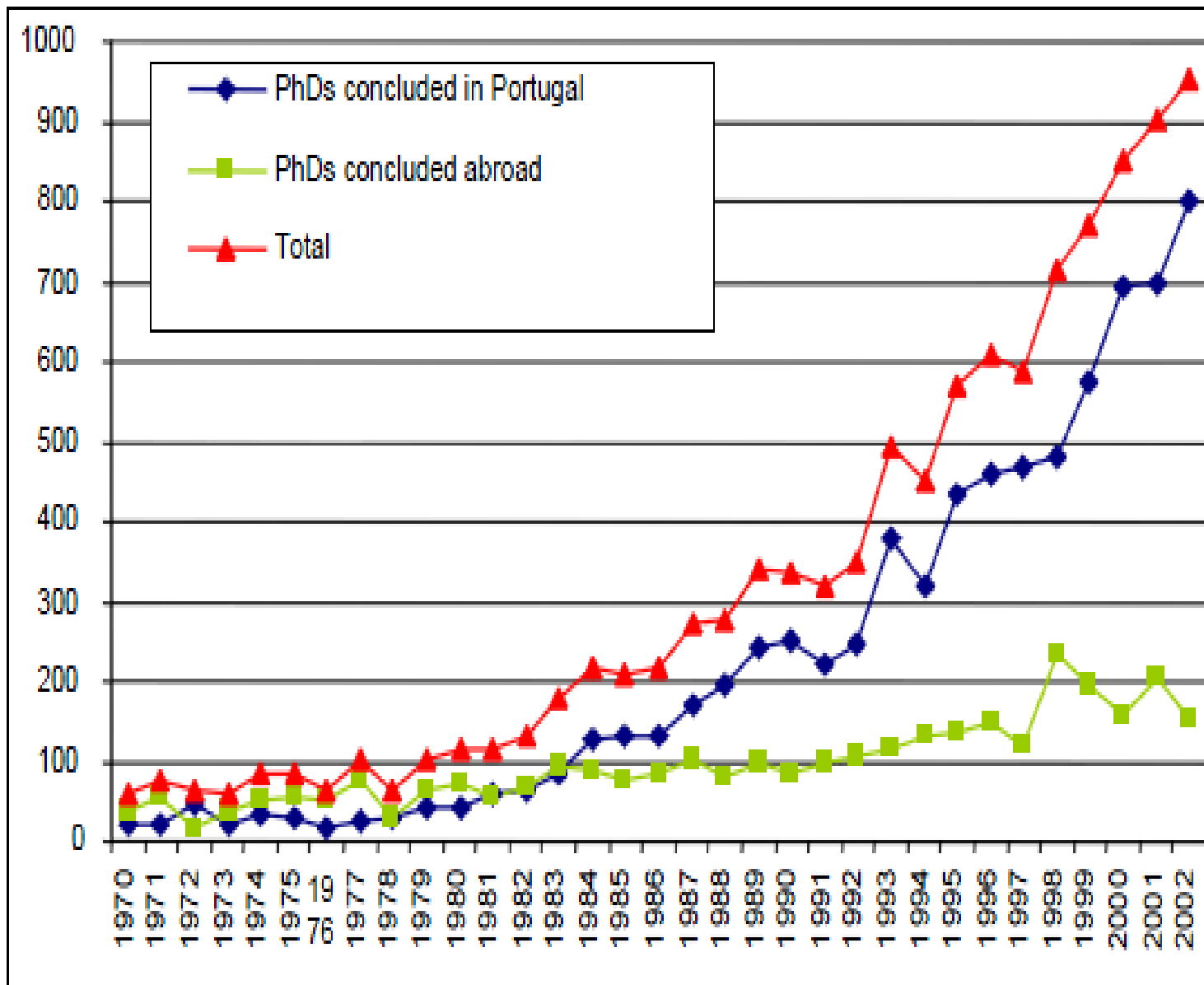
Year, data collected from of Thomson Reuters, 14Jan12

Scientific production in the last decade in the EU(15)



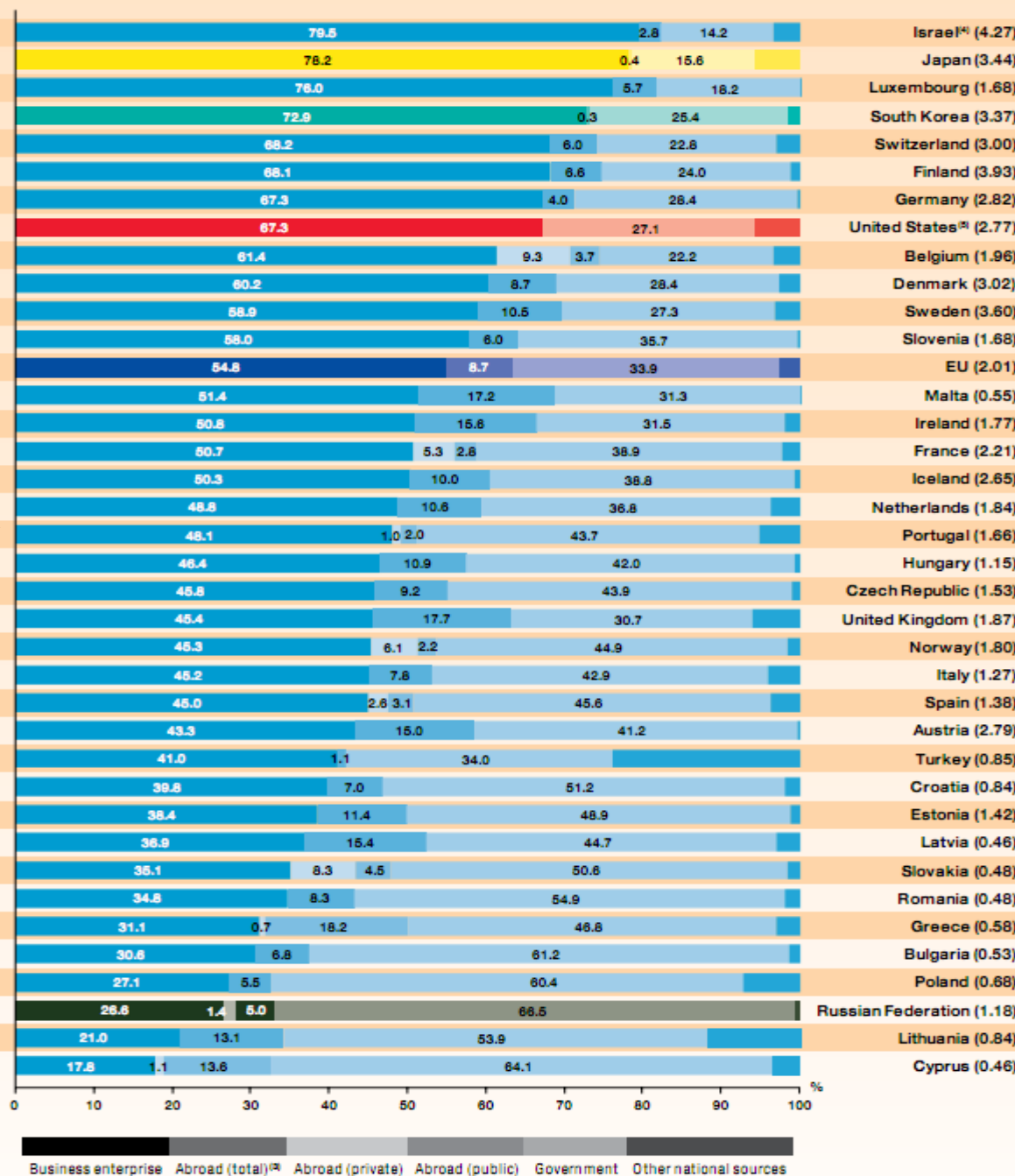
Scientific production relative to the EU(15)



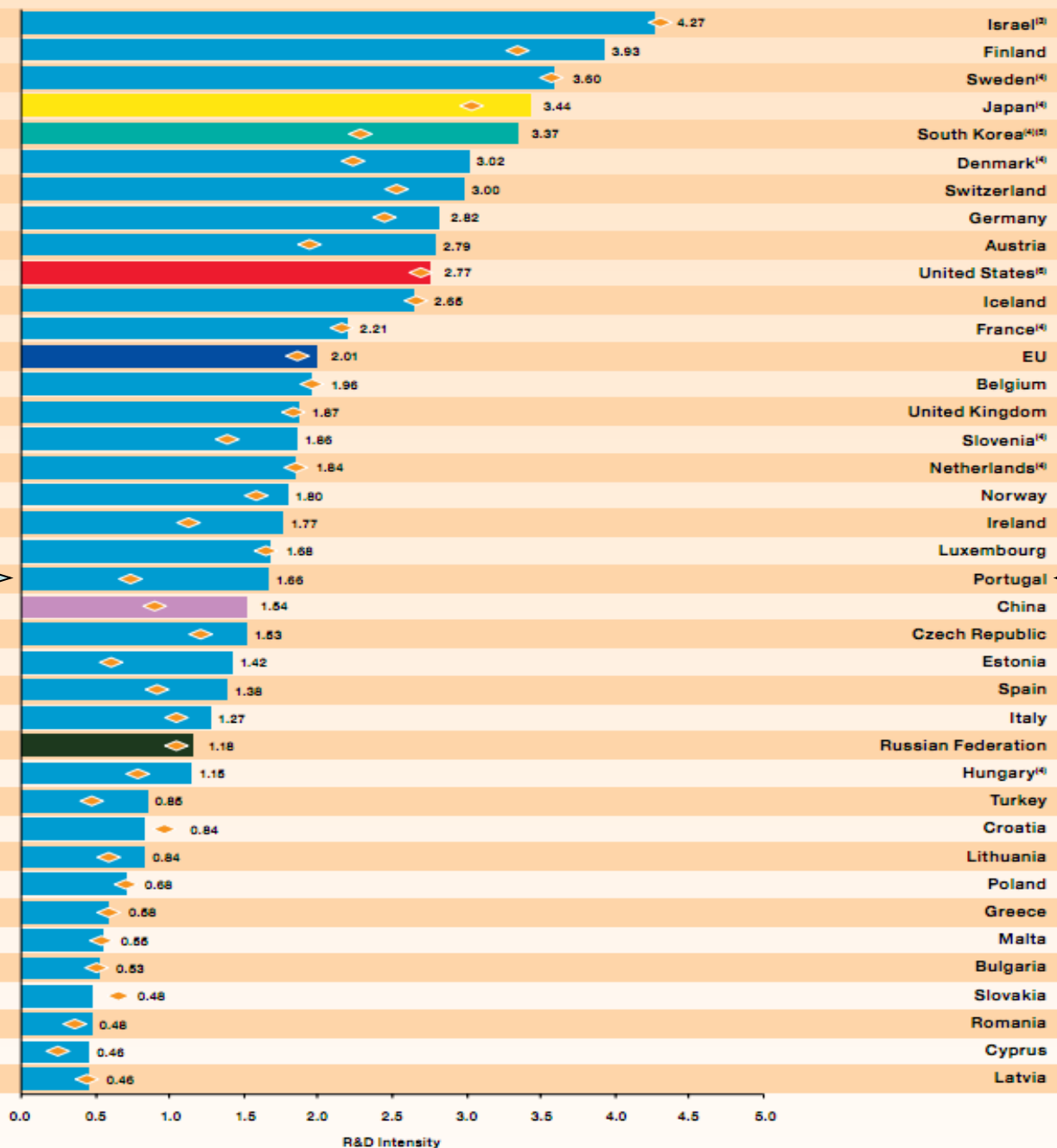


Source: Science and Higher Education Observatory, PhDs concluded or recognised by Portuguese Universities, April 2003; Official Journal (II Series): Semester break down of PhD diplomas obtained abroad and recognised in Portugal under Decree-Law 216/97, of 18 August; Director-general for Higher Education: Registry of PhDs obtained in the European University Institute of Florence under Decree-Law 93/96, of 16 July.

R&D expenditure by main sources of funds, 2009⁽¹⁾;
in brackets R&D Intensity, 2009⁽²⁾



R&D Intensity 2000⁽¹⁾ and 2009⁽²⁾

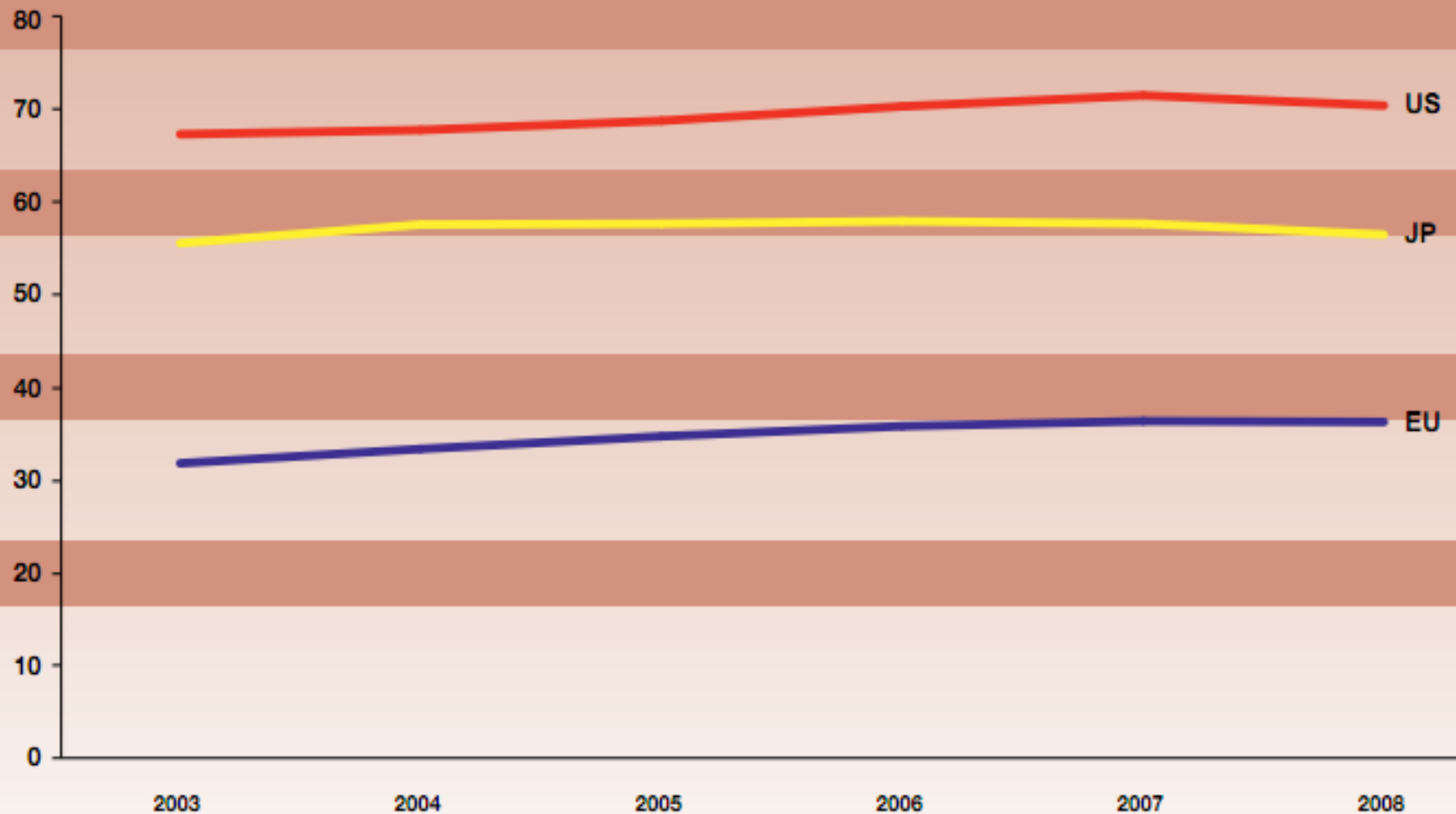


Source: DG Research and Innovation
Data: Eurostat, OECD

2009 ■ 2000 ◆

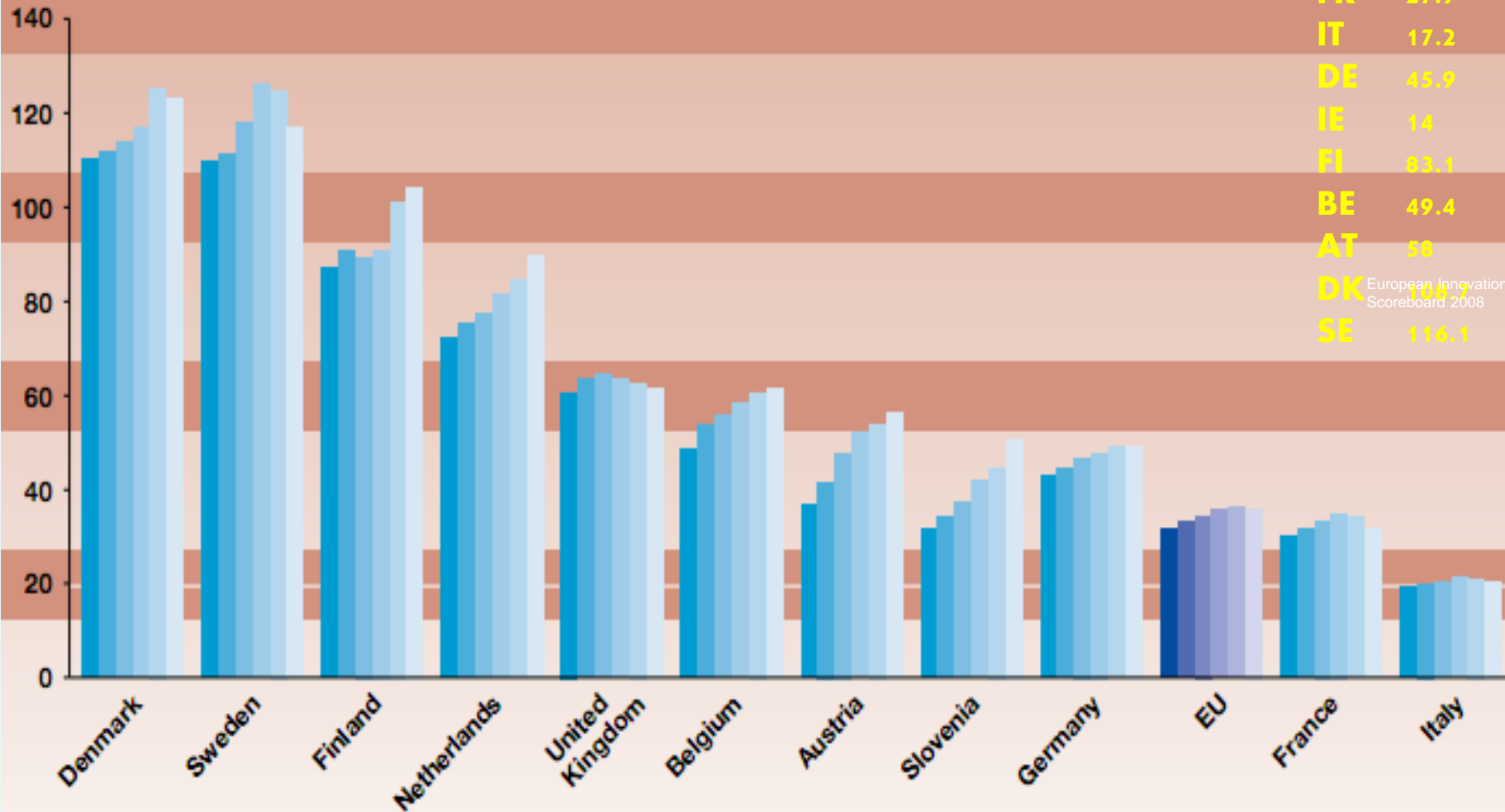
Innovation Union Competitiveness Report 2011

Public-private co-publications per million population, EU, United States and Japan, 2003-2008

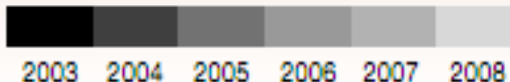


Public-private co-publications per million population, selected Member States, 2000-2008

EU	31.4
PT	4
ES	10.6
NL	83.7
FR	27.9
IT	17.2
DE	45.9
IE	14
FI	83.1
BE	49.4
AT	58
DK	105
SE	116.1



U.PORTO



Esboço de uma proposta de avaliação de investigadores

- a. Baseia-se num sistema de avaliação por pares tutelado pelo Conselho Científico da FCT;
- b. Haverá um sistema de recolha bibliométrica (para todas as áreas) com produção de alguns indicadores considerados mais relevantes;
- c. Serão constituídas comissões para cada uma das grandes áreas do conhecimento com competência para definir e publicar os critérios gerais de avaliação nessa área;

Esboço de uma proposta de avaliação de investigadores

d. Serão definidos 4 níveis onde ficarão alocados todos os investigadores,

1. Sem avaliação, para aqueles que não pedem a avaliação ou não atingem o limiar definido abaixo;
2. Bom, dependendo de atingir um limiar previamente publicado tão objectivo quanto possível que a FCT se limitará a verificar através de peritos científicos;
3. Muito Bom, dependendo de atingir um limiar previamente publicado tão objectivo quanto possível que a FCT se limitará a verificar através de peritos científicos;
4. Excelente, dependendo de uma avaliação por pares a pedido do interessado em datas previamente divulgadas

Esboço de uma proposta de avaliação de investigadores

e. O investigador que pretenda ver o seu nível de Bom ou Muito Bom confirmado submeterá um conjunto de elementos previamente definidos pela FCT com a demonstração de que satisfaz o nível pretendido de modo a poder ser simplesmente validado pela FCT;

f. O investigador que se candidate à menção de Excelente deve disponibilizar

- (i) todos os seus trabalhos relevantes susceptíveis de uma análise bibliométrica,
- (ii) os 3 trabalhos que considere mais importantes publicados nos últimos 6 anos e (opcionalmente),
- (iii) uma breve descrição de um trabalho seu cujo mérito académico tenha sido reconhecido pela comunidade científica internacional e que já tenha levado a algum impacto social, cultural ou económico;

Paulo Bártolo (IPLeiria), Rui Fausto (UCoimbra), Carlos Ramos (IPPorto), Carlos Mota Soares (UTL) e José Ferreira Gomes (UPorto)

<http://www.fc.up.pt/pessoas/jfgomes/investigadores/>

Esboço de uma proposta de avaliação de investigadores

- g. Feito o posicionamento de um investigador, este será válido por 6 anos mas o investigador poderá pedir o seu reposicionamento ao fim de 3 anos;
- h. Só poderão candidatar-se à menção de Excelente os investigadores que tenham já (por um triénio) a menção de Muito Bom.
- i. O conselho científico da FCT (ou quem ele nomeie para o efeito) convidarão avaliadores confidenciais para darem um parecer sobre as submissões;
- j. A decisão final de avaliação cabe ao Conselho Científico da FCT;
- k. Da decisão pode haver recurso para a Presidência da FCT com base em erro grosseiro.

Role of Scientometrics in Research Assessment

Obrigado!

U. PORTO

José Ferreira Gomes
Faculdade de Ciências
Universidade do Porto (Portugal)
<http://www.fc.up.pt/pessoas/jfgomes>

Porto, 08 Mai 2012